

ICL-4130 "RTU IN A BRICK"

FEATURES

- Smart RTU with Remote I/O, Data logging & Alarm Dialing
- Ideal for small well sites, tank sites & lift stations
- Up to 8 12-bit Analog Inputs; 5Vdc or 20ma.
- Up to 2 10-bit Analog Outputs, 20ma.
- 12 Isolated Digital inputs; 12/24/120 volts AC & DC
- 6 Relay Digital outputs
- Battery-backed Realtime Clock & Calendar
- Easy Windows configuration "toolbox" software
- Pulse & analog flow rate & totalization with scaling
- Built-in "Store-and-Forward" messaging
- DC powered; Solar & Battery Compatible
- Live datalog download & configuration upload over data link
- RS-232, RS-422, RS-485, Telephone & Radio Communications
- Alphanumeric LCD Display/Keypad Operator Interface (option)
- "Natural Voice" alarm annunciation (option)
- Compact package, DIN rail mounting for lower panel costs



The **ICL-4130 "RTU-in-a-Brick"** is a new generation of "smart" Remote Telemetry Unit (RTU) that combines the functions of a distributed Remote I/O Module, a Datalogger and an Alarm Dialer at a significantly lower cost than integrating separate devices. Windows based "toolkit" software makes configuration of the RTU fast and

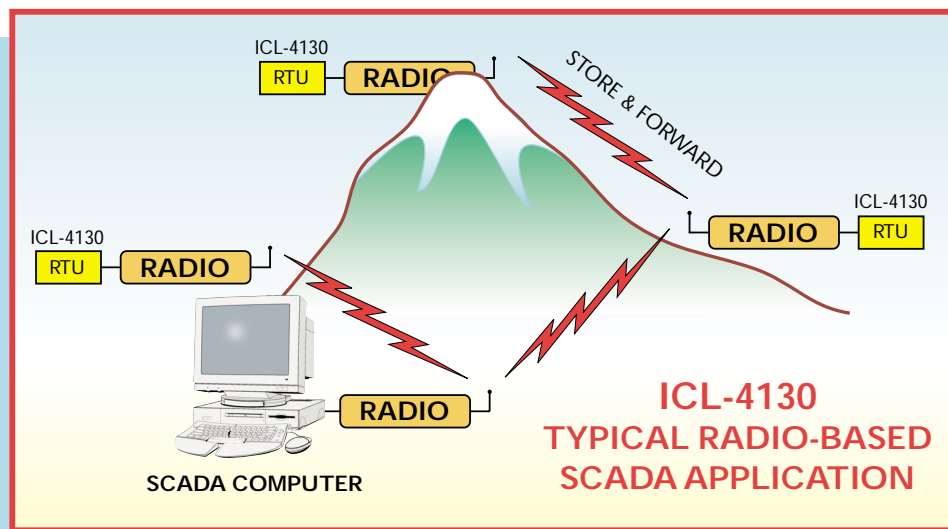
simple, either locally, or over the communications link.

The Digital Inputs support AC or DC signals and are individually configurable for input voltage and filtering. The RTU monitors the ON transitions and runtime for each Digital Input. The Analog Inputs are individually configurable for voltage or current operation.

The first four Digital and Analog Inputs can totalize (for flow or wattage) scaled to engineering units.

The Data logging feature records all digital states, analog levels, totalizers and runtime, with time and date stamping at a user defined rate. With the internal telephone modem option

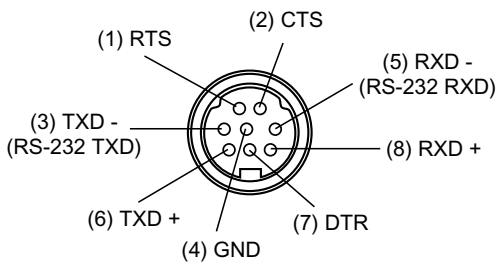
installed, any Digital Input, High/Low Analog level or totalizer rate can initiate Alarm Dialing from one of four telephone number lists, optionally with voice annunciation. Alarms are acknowledged by touchtone telephone or local input. An optional built-in Operator Interface provides a display of I/O states and levels, totalized counts, and local alarm acknowledgment.



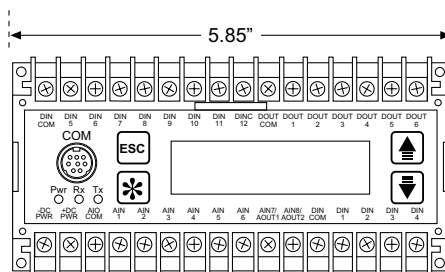
ICL-4130 "RTU IN A BRICK"

SPECIFICATIONS

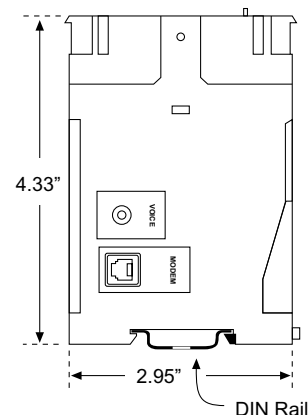
Digital Inputs	12 (2 groups, 4 and 8 inputs), 1,000-volt optical isolation
Digital Input Voltages	3 to 35Vac/Vdc, 85 to 160Vac/Vdc, user configurable
Digital Input Pulse Rate/Runtime	Up to 5,000Hz (1st 4 inputs), up to 65,535 minutes each
Digital Outputs	6, Form A Relay Contacts, 1,000-volt isolation
Digital Output Rating	0 to 120Vac/Vdc, 3Amps max.
Analog Inputs	Up to 8 (6 with 2 AOs), 12-bit, 5Vdc or 20maDC, user configurable
Analog Outputs	Up to 2 (with 6 AI, 1 with 7 AI, none with 6 AI), 10-bit, 20maDC
Communications	RS-232, RS-422, RS-485 or Telephone/Radio Modem (option)
Communications Protocol/Rate	Modbus RTU, up to 9600 baud
Data logging	914 records, 1 record every 1 to 255 minutes (4.25 hours)
Voice Alarming Option	User recorded messages for 36 alarm conditions (90 seconds)
Operator Interface Option	2 x 20-character backlit LCD display, 4 key keypad
Internal Telephone Modem	PC "Hayes" compatible, up to 9600 baud (option)
Internal Radio Modem	RMX-2400 compatible, up to 2400 baud over standard voice radio
Power	10 to 30Vdc, 2.5 watts typ., 4 watts max. (modem/display options)
Temperature	0°C to 70°C Operating, -40°C to 100°C Storage
Humidity	10 to 95%, non-condensing



**Communications Connector
Pin Assignments (front view)**




**ICL-4130 Top View
(shown with Operator Interface option)**



ORDERING INFORMATION

Model #	Description
41-4130	Smart RTU with Remote I/O, Data logging and Alarm Dialing (option)
41-DM14400	Telephone Modem (option, required for Alarm Dialing functions)
41-RM2400	Radio Modem (converts Audio radio with push-to-talk to data radio)
41-VA90	Voice Alarm Option, Public Address or Telephone (with 41-DM14400)
41-OPIO	Local Operator Interface Option; 2 x 20 char. LCD display & keypad
41-TBX	PC-based Windows "toolbox" software for RTU configuration



Industrial Control Links 12840 Earhart Avenue Auburn, CA 95602
 (530) 888-1800 (800) 888-1893 fax (530) 888-7017 www.iclinks.com

09/12/00 REVISION A PN60137001